


Grooming of te Cesky Terrier

It ,s rather easy to groom a Cesky Terrier.

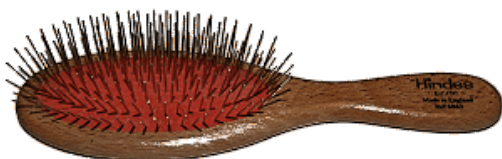
On the following pages I want to share with you the way I'm grooming my own dogs.

On this picture, you can see schematic the main lines:



On the shaded area the coat is 1-1,5 cm long, other areas are clipped very short. Long hair is on the head, the limbs, chest and belly.

Below, you can see all the tools I use:



pin brush, small oval model



groomers comb with rotating teeth



metal comb with teeth in a combination of fine and coarse





14 cm straight scissors



16,5 cm single thinning scissors



14 cm double thinning scissors



small clipper with fixed, fine blade



clipper with exchangeable blade (1,6 and 7 mm)





This Cesky lady was clipped about 6 weeks ago. After a firmly bath she is ready for grooming.




I start with brushing the dog careful. To brush the armpits and groins, I prefer the dog is lying.



To remove the last tangles, I use the groomers comb.

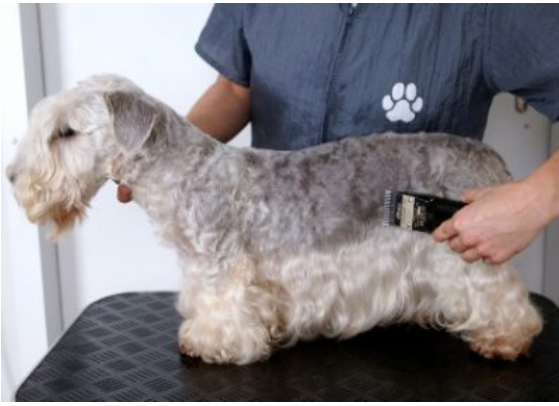


The coat on the back is rather dense. Before clipping, I comb it with a fine metal comb.



With the 7mm blade I clip the back ...





... with the same 7mm blade I clip the flanks. The short hair blend into the long one in a nice, curved line.



Now, I change the blades. With the 1,6mm blade I clip the buttocks.



To blend the short hair smooth into the long one, I clip a small strip of the long hair with the 1,6mm blade with the hair growth direction.



The next step is to clip the tail. I use the 1,6mm blade. The most dogs don't like it, so I do it very gentle.





With the 1,6mm blade I clip the front of the dog, starting four fingers below the the top of the breastbone till the line connecting both corners of the mouth.



Also the shoulders and the both sides of the neck I clip with the 1,6mm blade.



The head I clip with the 1,6mm blade till the line between the lateral eycorner and the corner of the mouth.



The hair on the cheeks I cut with the single thinning scissors.



The same single thinning scissors I use to narrowing the eyebrow.





To get a smooth line of the headprofile, I cut the disturbing hair with the single thinning scissors.



Clipping the ears, I use the small clipper.



The edge of the ear I cut very careful with the straight scissors.



As finishing touch I cut with the single thinning scissors the hair on the elbows...



...with the straight scissors I cut some hair on the feet...



...and with the double thinning scissors I finish the grooming.





I have finished the grooming, after 5-7 days the coat will be in best condition for a show.



© 2023 Garex – dog kennel | All rights reserved

